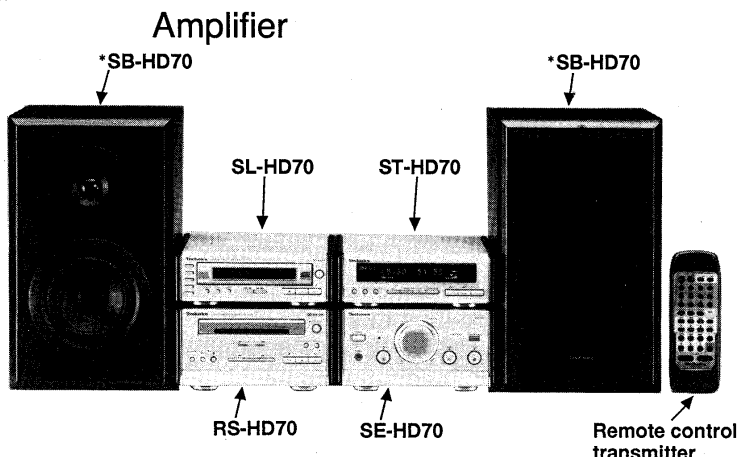


Service Manual



Amplifier SE-HD70

Colour

(N) Gold Type

Area

E Europe.
 EB Great Britain.
 EG Germany and Italy.

System: SC-HD70

Because of unique interconnecting cables, when a component requires service, send or bring in the entire system.

Please file and use this manual together with the service manual for Model No. SE-CA01, Order No. AD9603074C2.

- Notes:**
- This simplified service manual is provided to indicate the main differences between the original model No. SE-CA01(E) and the subsequent model No. SE-HD70 (E, EB, EG).
 - Refer to the packaging of this service manual.

CHANGES

■ Specifications (SE-CA01 Service Manual of cover page.)

SE-CA01(E)	SE-HD70 (E, EB, EG)
<p>■ General</p> <p>Power supply 230V, AC 50 HZ</p> <p>Dimensions (W×H×D) 186x103x255 mm</p> <p>Weight 3.9 kg</p>	<p>■ General</p> <p>Power supply</p> <p style="padding-left: 20px;">[For (E, EG) areas.] 230V, AC 50 HZ</p> <p style="padding-left: 20px;">[For (EB) area.] 230 - 240V, AC 50 HZ</p> <p>Dimensions (W×H×D) 196x103x255 mm</p> <p>Weight 4.1 kg</p>

System	Tuner	CD Changer	Amplifier	Cassette deck	Speakers
SC-HD70	ST-HD70	SL-HD70	SE-HD70	RS-HD70	*SB-HD70

* Made in PAES

⚠ **WARNING**

This service information is designed for experienced repair technicians only and is not designed for use by the general public. It does not contain warnings or cautions to advise non-technical individuals of potential dangers in attempting to service a product. Products powered by electricity should be serviced or repaired only by experienced professional technicians. Any attempt to service or repair the product or products dealt with in this service information by anyone else could result in serious injury or death.

Technics®

© 1996 Matsushita Electric Industrial Co., Ltd.
 All rights reserved. Unauthorized copying and distribution is a violation of law.

Change in Replacement Parts List (SE-CA01 Service Manual of pages 23, 26, 27.)

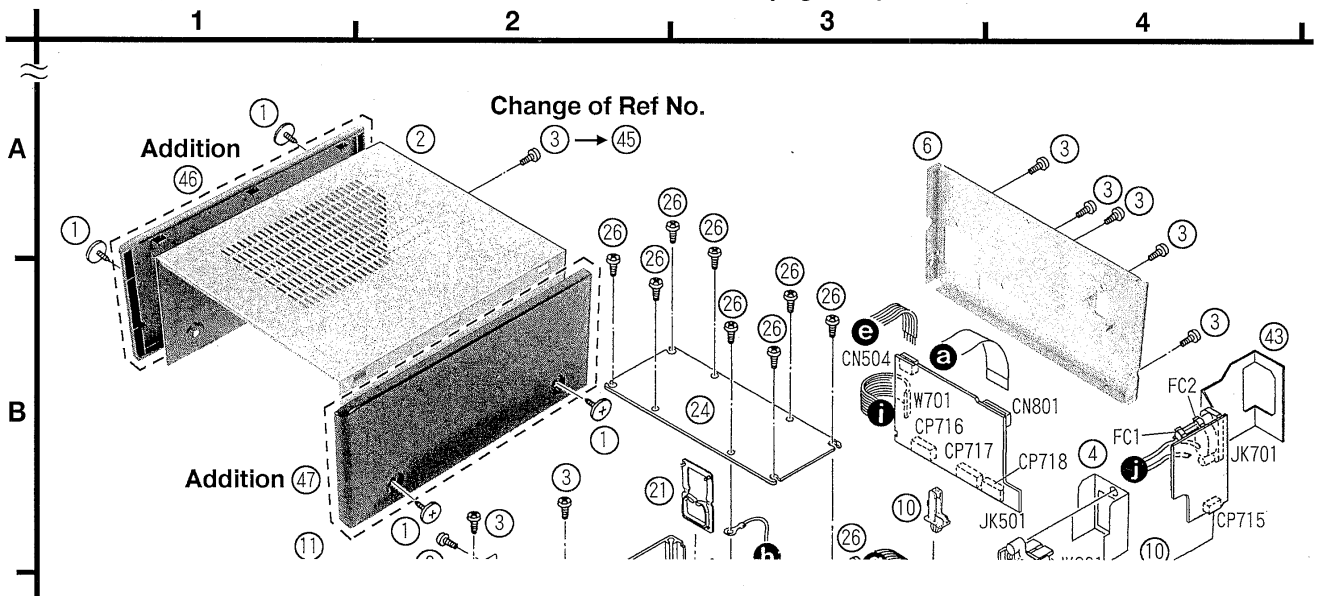
- Notes:**
- Mentioned in this parts list is only those different from Model No. SE-CA01 (E). All other parts are the same as for SE-CA01 (E).
 - Important safety notice:
Components identified by Δ mark have special characteristics important for safety. Furthermore, special parts which have purposes of fire-retardant (resistors), high-quality sound (capacitors), low-noise (resistors), etc. are used. When replacing any of components, be sure to use only manufacturer's specified parts shown in the parts list.
 - The parenthesized indications in the Remarks columns specify the areas. (Refer to the cover page for area.) Parts without these indications can be used for all areas.
 - [M] indicates in Remarks columns parts that are supplied by MESA.
 - The "(SF)" mark denotes the standard part.
 - [V] indicates in Remarks columns parts that are supplied by Video Recoder Division.
 - The "< IA > , < IB > , < IC > , < ID > " marks in Remarks indicate language of instruction manual.

< IA > : Russian, Spanish, Swedish	< IC > : German, Italian, French
< IB > : English	< ID > : Dutch, Danish

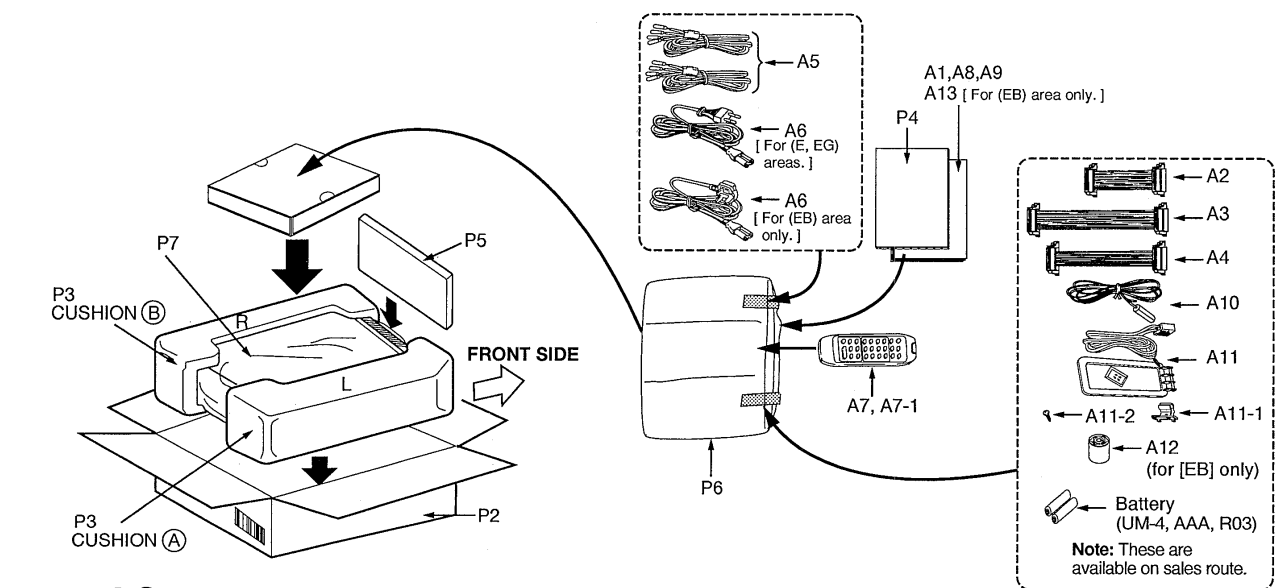
Ref. No.	Change of Part No.		Part Name & Description	Remarks
	SE-CA01 (E)	SE-HD70 (E, EB, EG)		
COIL(S) AND RESISTORS				
L501	RLQT490K-V	RLQT560K	COIL	[M]
L502	RLQT490K1-V	RLQT560K1	COIL	[M]
L503	RLQT490K-V	RLQT560K	COIL	[M]
L504	RLQT490K1-V	RLQT560K1	COIL	[M]
L505,506	RLQT240K-V	ERD25V0R00V	RESISTOR 1/4W 0 Ω	[M]
TRANSFORMER(S)				
PT701	RTP2M5B010	RTP2M5B011	POWER TRANSFORMER	[M] Δ
CAPACITORS				
C519,520	ECQV1H155JL3	ECQV1H185JL3	50V 1.8 μ F	[M]
C521,522	ECQV1H105JM3	ECQV1H824JM3	50V 0.82 μ F	[M]
C523,524	ECQV1H224JM3	ECKT1H102KB	50V 1000pF	[M]
CABINET AND CHASSIS				
1	RHD30007-S	RHD30073-K	SCREW	[M]
2	RKM0326C-S	RKM0326A-S	CABINET	[M]
6	RGR0241A-C1	RGR0241A-H	REAR PANEL	[M] (E, EG)
		RGR0241A-K	REAR PANEL	[M] (EB)
29	RFKGCA01E-N	RFKGEHD70E-N	FRONT PANEL ASS'Y	[M]
30	RGK0812-S	RGK0810-N	SIDE ORNAMENT (L)	[M]
31	RGK0813-S	RGK0811-N	SIDE ORNAMENT (R)	[M]
45	---	XTB3+10JFZ1	SCREW	[M] Addition
46	---	RGK0808-M	SIDE PANEL (L)	[M] Addition
47	---	RGK0809-M	SIDE PANEL (R)	[M] Addition
PACKING MATERIAL				
P1	RPG2979	---	---	[M] Deletion
P2	RPG3032	RPG3180	PACKING CASE (AMPLIFIER)	[M]
	RPG3035	---	---	[M] Deletion
	RPG3034	---	---	[M] Deletion
	RPG3033	---	---	[M] Deletion
P3	RPN0971	---	---	[M] Deletion
	RPN0970	RPN0970	CUSHION (AMPLIFIER)	[M]
P4	RPQ0164	RPQ0731	PAD	[M]
P5	RPQ0604	RPQ0738	SPACER	[M]

Ref. No.	Change of Part No.		Part Name & Description	Remarks
	SE-CA01 (E)	SE-HD70 (E, EB, EG)		
ACCESSORIES				
A1	RFKSECA01E-N	RQT3790-R	INSTRUCTION MANUAL	[M] (E) <IA>
		RQT3792-B	INSTRUCTION MANUAL	[M](E,EB) <IB>
		RQT3791-D	INSTRUCTION MANUAL	[M] (EG) <IC>
		RQT3861-H	INSTRUCTION MANUAL	[M] (EG) <ID>
A6	RJA0019-2K	RJA0019-2K	AC POWER SUPPLY CORD	[M](E, EG) (SF) Δ
		VJA0733	AC POWER SUPPLY CORD	[V] (EB) (SF) Δ
A7	RAK-CH193WH	RAK-CH214WH	REMOTE CONTROL TRANSMITTER	[M]
A11	RSA0012	RSA0021	AM LOOP ANTENNA	[M]
A12	—	SJP9009	ATTACHMENT PLUG	[M](EB)AdditionΔ

Cabinet Parts Location (SE-CA01 Service Manual of page 25.)



Packaging (SE-CA01 Service Manual of page 28.)



(CUSHION (A),(B) : RPN0970)